
	<b>SAP Fiori Implementation</b>	
	Unit Testing Scenario: 001	

Process: Fiori for Material Inventory Values - Balance Summary  
App

Test Cycle: 001

Presented To



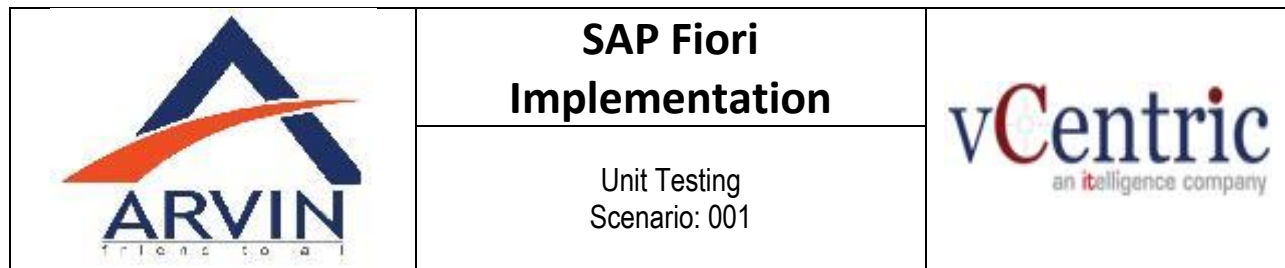
For the Project

SAP Fiori Implementation

By



43/A, Road No. 12, M.L.A. Colony, Banjara Hills, Hyderabad – 500034, INDIA  
Tel: +91 40 4455 9999, Fax: +91 40 4455 9900, Website: [www.vcentric.com](http://www.vcentric.com)



This document contains **Material Inventory Values – Balance Summary** app with Unit Test Cases.



Click on the Material Inventory Values – Balance Summary App.

The screenshot shows the SAP Fiori interface for the 'Material Inventory Values - Balance Summary' app. The browser address bar shows the URL: `apps.cflb.biz:8066/sap/bc/ui5_ui2/ushell/shells/abap/FioriLaunchpad.html?sap-client=500&sap-language=EN#MaterialInventory-analyzeMaterialBalanceSummary`. The user is logged in as 'CFLBADMIN'. The app title is 'Material Inventory Values - Balance Summary'. The interface includes a 'Navigation Panel' on the left and a main data table.

**Navigation Panel:**

- Dimensions:
  - Company Code
  - GL Account
  - Material Group
  - Profit Center
  - Segment
- Columns:
  - Key Figures
- Available Fields:
  - Chart of Accounts
  - Material
  - Plant

**Data Table:**

Company Code	GL Account	Material Group	Profit Center	Segment	Inventory Quantity	Amount in CC Crcy	Amt
CFLB10080000		0001	CFLB1003	TRCONPR	*	379,407,461.66 LKR	
			CFLB1005	TRCONPR	28,375.0000 KG	6,709,646.88 LKR	
		0002	CFLB1003	TRCONPR	119,690.0030 KG	72,800,311.30 LKR	
			CFLB1005	TRCONPR	49,375.0000 KG	11,653,228.43 LKR	
		0003	CFLB1004	TRCONPR	3,188.4710 KG	4,428,298.98 LKR	
			CFLB1004	TRCONPR	*	8,418,868.31 LKR	
		0004	CFLB1006	TRCONPR	31.3000 KG	5,790.50 LKR	
			CFLB1006	TRCONPR	*	78,368,166.37 LKR	
		0005	CFLB1007	TRCONPR	*	31,870,329.03 LKR	
			CFLB1006	TRCONPR	178,888.3870 KG	55,546,161.90 LKR	
		0006	CFLB1007	TRCONPR	118,784.6660 KG	59,835,075.37 LKR	
			CFLB1006	TRCONPR	65,927.5200 KG	37,292,050.74 LKR	
		0007	CFLB1007	TRCONPR	0.0000 KG	0.00 LKR	
			CFLB1002	OTHER	0 EA	0.00 LKR	

Click on the Navigation Panel to view the dimensions.



# SAP Fiori Implementation

Unit Testing  
Scenario: 001



SAP Fiori - Material Inventory Values - Balance Summary

Navigation Panel

Dimensions

Rows

- Company Code
- G/L Account
- Material Group
- Profit Center
- Segment

Columns

- Key Figures

Available Fields

- Chart of Accounts
- Material
- Plant

Company Code	G/L Account	Material Group	Profit Center	Segment	Inventory Quantity	Amount in CC Crcy	AmI
		0001	CFLB/1003	TRCONPR	*	379,407,461.66 LKR	
			CFLB/1005	TRCONPR	28,375.0000 KG	6,709,646.88 LKR	
		0002	CFLB/1003	TRCONPR	119,690.0030 KG	72,800,311.30 LKR	
			CFLB/1005	TRCONPR	49,375.0000 KG	11,653,228.43 LKR	
		0003	CFLB/1004	TRCONPR	3,188.4710 KG	4,428,298.98 LKR	
			CFLB/1004	TRCONPR	*	8,418,868.31 LKR	
		0004	CFLB/1006	TRCONPR	31.3000 KG	5,790.50 LKR	
			CFLB/1006	TRCONPR	*	78,368,166.37 LKR	
		0005	CFLB/1007	TRCONPR	*	31,870,329.03 LKR	
			CFLB/1006	TRCONPR	178,888.3870 KG	55,546,161.90 LKR	
		0006	CFLB/1007	TRCONPR	118,784.6660 KG	59,835,075.37 LKR	
			CFLB/1006	TRCONPR	65,927.5200 KG	37,292,050.74 LKR	
		0007	CFLB/1007	TRCONPR	0.0000 KG	0.00 LKR	
			CFLB/1007	TRCONPR	0.0000 KG	0.00 LKR	
			CFLB/1002	OTHER	0 EA	0.00 LKR	

Select the Dimensions that need to be displayed.

SAP Fiori - Material Inventory Values - Balance Summary

Navigation Panel

Dimensions

Rows

- Company Code
- G/L Account
- Material Group
- Profit Center
- Segment



Columns

- Key Figures

Available Fields

- Chart of Accounts
- Material
- Plant

Company Code	G/L Account	Material Group	Profit Center	Segment	Inventory Quantity	Amount in CC Crcy	AmI
		0001	CFLB/1003	TRCONPR	*	379,407,461.66 LKR	
			CFLB/1005	TRCONPR	28,375.0000 KG	6,709,646.88 LKR	
		0002	CFLB/1003	TRCONPR	119,690.0030 KG	72,800,311.30 LKR	
			CFLB/1005	TRCONPR	49,375.0000 KG	11,653,228.43 LKR	
		0003	CFLB/1004	TRCONPR	3,188.4710 KG	4,428,298.98 LKR	
			CFLB/1004	TRCONPR	*	8,418,868.31 LKR	
		0004	CFLB/1006	TRCONPR	31.3000 KG	5,790.50 LKR	
			CFLB/1006	TRCONPR	*	78,368,166.37 LKR	
		0005	CFLB/1007	TRCONPR	*	31,870,329.03 LKR	
			CFLB/1006	TRCONPR	178,888.3870 KG	55,546,161.90 LKR	
		0006	CFLB/1007	TRCONPR	118,784.6660 KG	59,835,075.37 LKR	
			CFLB/1006	TRCONPR	65,927.5200 KG	37,292,050.74 LKR	
		0007	CFLB/1007	TRCONPR	0.0000 KG	0.00 LKR	
			CFLB/1007	TRCONPR	0.0000 KG	0.00 LKR	
			CFLB/1002	OTHER	0 EA	0.00 LKR	

	<b>SAP Fiori Implementation</b>	
	Unit Testing Scenario: 001	

You can use this App to gain an understanding of the values and quantities of your material inventories.

**Comments:**

**Approval:**

**Date: 08/11/2017**